

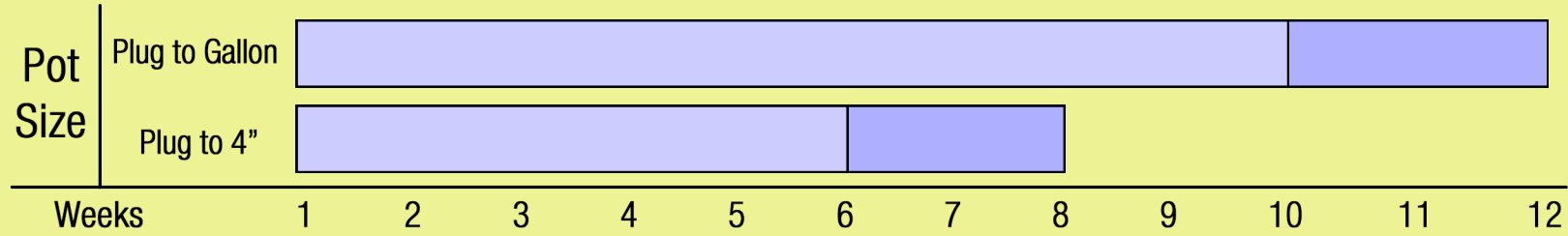
Growing Recipe

ANEMONE SATIN DOLL™ 'BLUSH'

SATIN DOLL™ SERIES

Approximate Finish Time From Liner

☐ = Minimum ☐ = Maximum



pH: 5.5 - 6.5

Fertilization Recommendations: 150 - 200 ppm

EC: 1.0 - 2.0

Light Levels: Sun to part shade



Water Requirements: Moderate, do not let get very dry

Hardiness Zones: 4 - 9

Possible Problems: Insect: Slugs, rarely aphids
Diseases: Botrytis, downy mildew, powdery mildew

Habit: Mounding

Day Length for Flowering: Short day



Do NOT bury the crown of the plug

Description

Abundant, large, dogwood-like flowers held just over the glossy foliage. Doesn't have a large foot print in the garden and runs less than other varieties on the market. One of the earliest blooming with an extended bloom period.

Exceptionally high flower count on genetically dwarf plants. Excellent foliage cover, beautiful in pots.

